



# Optimizing Google's My Business Listing For Your Restaurant

Informed by experts and curated by UFS



Unilever  
Food  
Solutions

Support. Inspire. Progress.

# What is 'Google My Business?'


Google My Business (GMB) is a product from Google that lets you create and manage a free 'Business Profile' that appears in search results. Have you ever searched Google or Google Maps and seen a business pop up at the top or on the right hand side with pictures and reviews? That's the one.

## Why it's worth having

Well, businesses that fill out their profile are almost twice as likely to be considered reputable by users. When a business sets up a listing and provides as much information as possible, they make themselves more visible and more attractive to potential customers. In fact, complete profiles are 29% more likely to lead to a purchase.

It also has some really helpful features, specifically for hospitality businesses. For example, you can include specific action buttons such as:

- **Placing an order**
- **Reserving a table**
- **Viewing menus**



**Businesses that fill out their profile are almost twice as likely to be considered reputable by users**



Unilever  
Food  
Solutions

**Support. Inspire. Progress.**

## Claim and verify

The first step is to figure out whether or not you already have a GMB listing. Even if you don't remember creating one, another user or customer may have done it for you. Simply do a quick Google search of your business (also try this in Google Maps) and see whether a profile pops up for your business. If so, you'll need to 'claim' it as your business. If not, you can create a new one.

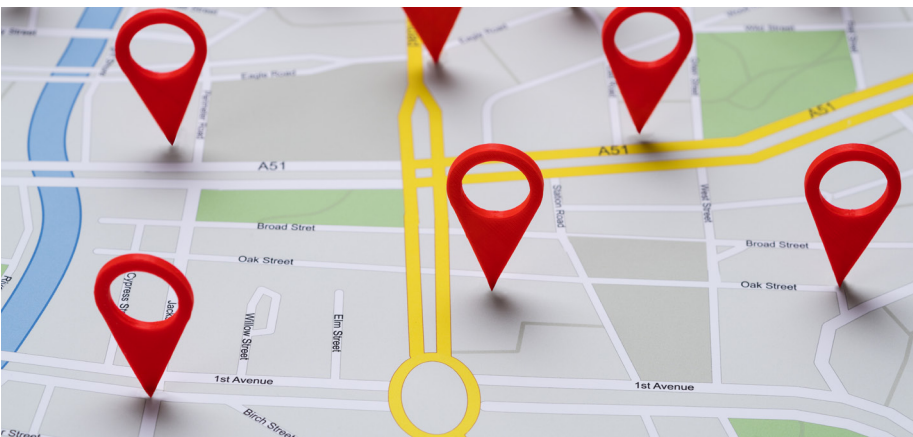
## How to set up a new account

- 1** Go to the [Google My Business website](#) and sign in at the top-right corner (you may need to create an account first).
- 2** Enter your business address.
- 3** Choose if you would like your business to show up on Google Maps.
- 4** Search and select a business category.
- 5** If you have one, enter your website URL and phone number, then select finish.

You'll then be prompted to verify your business.

## How to claim an existing account

- 1** Google your business name. You may need to include your address in the search if your name is similar to another business.
- 2** Click the 'Own this business?' link.
- 3** Follow the prompts. You will be asked to confirm your business name, address, category (e.g. cocktail lounge, cafe, restaurant) and contact information.



Unilever  
Food  
Solutions

Support. Inspire. Progress.

# Editing and populating your listing

## Basic info

To edit your listing and update basic info, login to Google My Business and select your business. Select 'Info' and then click 'Edit' next to each section. If you've verified your GMB listing, it only takes a few seconds to update anything on your listing. A good place to start is ensuring your opening hours are listed and accurate. You can even let potential customers know whether or not you deliver!



**tip:**

You can also add 'additional categories' to your business listing. While you may be a restaurant, you may also have a private hire space and other additional offerings, which could help users searching for those keywords find your property.



## Adding photos

There are three types of photos you can upload:

- 1** Logo: Your businesses logo, if you have one
- 2** Cover photo: A picture of your restaurant, your signature dish etc.
- 3** Additional photos: Anything that supports your business. Food, drinks, team, customers, etc.

It's important to note that customers can also upload photos of your business and attach reviews to them, too.

Businesses that have photos receive 42% more requests for directions than those that don't. And the better those photos are, the more effective they'll be!



Unilever  
Food  
Solutions

Support. Inspire. Progress.

## Including a menu

Menus can now be viewed right from Google search results! Here's how:

- 1 Visit the 'Info' tab on the left side of Google My Business
- 2 Scroll down to the Menu section and select 'Add or Edit items'
- 3 Click 'Add Menu'

This will bring you to a new section of Google My Business, where you can add different menus for breakfast, lunch, dinner etc.

## Appointment bookings

Google has now included the ability to book appointments via GMB, which can be useful for restaurants. For example, you could add a 'Book table' button directly to your listing. [Google explains how to add bookings here.](#)



## Keep it fresh with 'Posts'

Once you've set up your profile, try and make sure you update it as often as you can. Your basic info may not change, but there are other ways of keeping it fresh, such as posting promotional offers and discounts.

Another way of boosting your profile is by utilising the 'Posts' function which can be found in the Menu. Use it to add details and links to forthcoming events. Posts can also show video or photo content.



Unilever  
Food  
Solutions


Support. Inspire. Progress.

# Reviews and engaging with customers

Food businesses thrive on repeat customers, and smart restaurants and cafés are using the GMB platform to encourage people to keep coming back. One important way to do this is by encouraging your customer to leave reviews on your profile. After all, customers trust reviews!

Recent research found that 91% of consumers check online reviews and 84% trust them just as much as a personal recommendation. Not only that, companies with positive reviews will be pushed up the search rankings.

But, don't forget to engage with the reviews too. Users get notifications when you reply and, for most people, this goes a long way. If you encounter negative reviews, it's important to respond quickly, calmly and constructively to any feedback. Sometimes simply taking the time to respond is enough to convince an unhappy customer to give your business another chance. Even if it doesn't, your response shows future customers that you're attentive and you care.



Unilever  
Food  
Solutions

Support. Inspire. Progress.



Unilever  
Food  
Solutions

**Support. Inspire. Progress.**

[UFS.com](http://UFS.com)